



Camera Club of Oak Ridge 2018 Salon Information and Rules

The 2018 Salon is the 70th annual photography competition and exhibition hosted by the Camera Club of Oak Ridge. As always, the event is open to all East Tennessee photographers, including professionals, serious amateurs and hobbyists. This year the Salon will have three divisions:

1. Projected Entries (Open only to CCOR members);
2. Black & White Prints; and
3. Color Prints

In 2018, the Salon will take place entirely on the campus of Roane State Community College, 701 Briarcliff Avenue, in Oak Ridge (RSCC). Our exhibit will be on display for the entire month of October, and will be accessible seven days a week during the campus' normal operating hours.

2018 Salon Dates

Event	Date and Location	Time
Digital Image Submission	September 1-9, 2018 <i>Online only</i>	
Digital Image Judging	Saturday, September 15, 2018 City Room, A-111, RSCC	9:00 a.m. to 3:00 p.m.
Print Submission	Saturday, September 22, 2018 City Room, A-111, RSCC	10:00 a.m. to 2:00 p.m.
Print Judging	Saturday, September 29, 2018 City Room, A-111, RSCC	9:00 a.m. to 3:00 p.m.
Gallery Hanging	Sunday, September 30, 2018 Goff Building, Second Floor, RSCC	10:00 a.m. to 3:00 p.m.
Public Reception	Friday, October 5, 2018 Goff Building, Second Floor, RSCC	7:00 p.m. to 9:00 p.m.
Open Exhibit	Monday, Oct 1 – Friday, Nov 2 Goff Building, Second Floor, RSCC	Normal campus hours
Remove Gallery & Print Pick up	Saturday, November 3, 2018 Goff Building, Second Floor, RSCC	10:00 a.m. to 12:00 p.m.

The entry fee for CCOR members is \$15, and \$30 for non-CCOR members. The fee entitles a CCOR member to enter a maximum of 2 images in any category (such as Botanical or Architecture), and up to a maximum of 6 images in any one division (such as Projected Images or Color Prints) for a maximum of 18 entries. Non-CCOR members may enter a maximum of 12 print images, with the same limitations of 2 images per category, and up to 6 images in the Color Print and/or B&W Print divisions. Other points of note:

- An Outstanding Photographer Award will be awarded to a Club member again in 2018
- Judge's Merit awards may be awarded at the discretion of the judges.
- There are two new categories: Decay & Deterioration and Altered.
- **Registration for all divisions of the Salon is now electronic and requires online completion.**

Categories for Projected and Print Images

Category		Description – The <i>subject</i> of the image should match the category
1	Abstracts, Textures & Patterns (ATP)	Abstracts, textures, patterns and/or shapes where the subject(s) is natural or man-made. This category calls attention to the form of an object(s), as opposed to a purely representational depiction. ATP projected images should be uploaded to this folder.
2	Altered (ALT)	Images that recognizably enhance, distort or alter representational photography. This area of photography bridges between photographic realism and creative art. The subject may be anything allowed in any other category. <i>(New this year.)</i> ALT projected images should be uploaded to this folder.
3	Architecture & Structures (AS)	Buildings, boats, structures, cityscapes, landscapes and/or interiors where structures, architecture or design details are the focus of the scene. AS projected images should be uploaded to this folder.
4	Botanical (B)	Any organic botanical element (flower, shrub, tree, etc.) as the principal subject of the image. B projected images should be uploaded to this folder.
5	Decay & Deterioration (DD)	Images that portray decline, brokenness, and waning vitality. The subject may be anything allowed in any other category. <i>(New this year.)</i> DD projected images should be uploaded to this folder.
6	Inanimate (I)	Anything not alive, excluding subjects encompassed by the Architecture & Structures category. I projected images should be uploaded to this folder.
7	Landscape (L)	The natural land, including expanses of water or sky, dominates the scene and is the subject and/or major component of the image. Man-made structures, animals, and people may be included as a minor component of the image. L projected images should be uploaded to this folder.
8	People (P)	Candid or posed portraits, persons at work or in action, and in groups, or any composition where the dominant subject is people. P projected images should be uploaded to this folder.
9	Wildlife (W)	Undomesticated animal(s), including birds and insects, are the principal subject of the image. Domesticated animals are not allowed. (B&W prints and Color prints will be judged together.) W projected images should be uploaded to this folder.

Salon Rules and Check List

- The entry fee for Projected images must be received by midnight on September 9, 2018.
The entry fee for Print images must be received by 2:00 PM on September 22, 2018. You may pay fees in person at a regularly scheduled club meeting or online at [the CCOR Salon webpage](#).
- The entrant must have photographed all images, and all individual components of multiple images or composites, within the last 5 years.
- An image accepted by a previous CCOR salon may not be entered again. Images entered in other competitions are allowed and welcomed.
- The **same or similar images** cannot be entered in the same category or in more than one Division.
- Post-processing of images is allowed in all Divisions and all categories.
- No names, watermarks, dates, or other data that identifies the entrant may appear in or around the image.
- No color highlights are permitted in Black and White images, but they may be monochromatic (i.e., shades of a single color, such as grey, aged/antique, cyanotype, sepia, etc.) Selectively colored images should be entered in the Color Print categories.
- Because of display restrictions at the public display venue, nude images or others deemed inappropriate will not be accepted.
- All print images must be mounted on black or white 16" x 20" x 3/16" thick foam core board.
- Do NOT use a mat board atop the foam core-mounted prints**, as they are not compatible with our hanging systems and will not be displayed.
- Follow the instructions on "How to Prepare and Submit images" on pages 4 and 5 for a full description of the technical specifications for your submissions of projected and print images, respectively.

The rules and procedures outlined in this document supersede information from any other source. Items not specifically covered in this document are left to the discretion of the Salon Officials and Judges, whose decisions are final.

How to Prepare and Submit *Projected Images*

1. Complete the **Projected Images Registration form** located online [here](#) and pay the associated fee.
2. Upload your image entries between **September 1 and September 9th** into the corresponding CCOR SmugMug gallery by using the links on page 2 in the category descriptions.
3. Technical Specifications for *Projected Images*:
 - a. All images must conform to the Salon rules listed in this document.
 - b. Images must be in JPEG format and may be monochromatic or color.
 - c. Images will project most favorably if they are sized to conform to the resolution of the projector, i.e., 1920 pixels by 1080 pixels (1920 px on the landscape side). Any aspect ratio within this area is permitted.
 - d. No names, watermarks or other data that identifies the entrant may appear on the image. Please remove star ratings.
 - e. **The following filename format must be used** to be compatible with the scoring and display systems: FirstName<space>LastName<space>CategoryCode<space>Entry Number. *Example*: the filename for the first landscape entry by Jen Booker is 'Jen Booker L 1.jpg'. Her second entry is also a landscape, so it is called 'Jen Booker L 2.jpg'. Her third entry is a botanical image called 'Jen Booker B 3.jpg'.
 - f. **Filename is different from Title.** The filename is how the computer stores and recognizes the file; the title is what you have decided to call the image. Titles for Projected Images will not be displayed during judging, but will appear on the kiosk display during the open exhibition of the Salon. The online registration form will ask you to list your title, which should also appear in the image's metadata (see next item).
 - g. **Required Metadata for Projected Images to be compatible with the scoring and display system:**

Place the following information in the IPTC metadata* of the image:

Under Title/Document Title, enter the title of your image. The title may have a maximum of 35 characters including spaces. Please ensure that the proper upper case and lower case letters are used and the spelling is correct. We use this data to confirm that your entry was uploaded to the correct category and to create the catalog for the exhibit.

Under Author/Creator, enter your name. Make sure you do not strip the metadata out during your workflow (i.e., do not use 'save for web') and that the year the image was captured is clearly shown.

*In *Adobe Photoshop CC*, these fields are under the File menu, File Info... and Basic tab in the Document Title and Author fields.

*In *Adobe Lightroom CC*, these fields are on the Library Module under Metadata in the Title and Creator Fields.

How to Prepare and Submit *Print Images*

1. Entry Forms and Instructions

- a. Complete the online Print Images Registration form located online [here](#) and pay the associated fee if not already paid. If you are entering only the Print Division, you may pay your fee in person at Print Submission.
- b. Print and affix a copy of the Identification Form (see last page of these instructions) to the backside of the print in the top left corner with the large arrow pointing to the top of the image.
- c. Print images must be a minimum of 80 square inches (example: 8" x 10" = 80 square inches) and a maximum of 320 square inches (example: 16" x 20" = 320 square inches). Both Portrait and Landscape orientations are permissible.
- d. **Prints MUST be mounted on black or white 16" x 20" x 3/16" thick foam core board.** Do not use thinner, thicker, or odd sized boards, as they are not compatible with our systems. Styrene boards, 1/4" foam core and other mounting boards are too heavy and will not be displayed during the Salon.
- e. Mount your prints with an adhesive that will firmly adhere the photograph to the foam core for the duration of the exhibition. If possible, prepare and mount your prints a week or so before acceptance day to be sure they will not peel or bubble. If a print separates from the foam core, it will be stored offsite until the pickup date.
- f. **Do NOT place a mat board atop the foam core**, as they are not compatible with our systems.
- g. No names, watermarks or other data that identifies the entrant may appear on the front of the print.
- h. All prints accepted for hanging in the Gallery must remain on display for the entire duration of the exhibition.

2. Print Submission and Acceptance

All prints must be delivered on Saturday, Sept. 22 from 10 AM – 2 PM to the City Room, A-111, Roane State, Oak Ridge Campus. The photographer or his/her representative must be present during print acceptance in case a discussion is necessary regarding category designation or other submission criteria.

After judging, hangers will be affixed to the images by salon officials for display in the Gallery. Salon officials prefer to hang every print accepted into the Salon, but in the event of venue limitations, points scored during judging, honors awarded, and the discretion of the Salon Chair determine which prints will be hung.

3. Print Pickup

Please pick up your prints promptly on Saturday, November 3rd between 10:00 a.m. and 12:00 p.m. from the 2nd Floor of the Goff Building at Roane State. If you are unable to retrieve them at the designated time, arrange for someone else to pick them up for you. We do not have the ability to store your prints after the exhibit closes. Failure to pick them up will result in their disposal at the Salon Chair's discretion.

Salon officials will not be responsible for any damage or loss that occurs during handling, hanging or showing of submitted prints, nor for repairs to the print, or for prints not collected.

Judging Projected and Print Images

Entrants are encouraged to attend the judging of the images. This is a valuable opportunity to learn!

All spectators must remain seated in the allocated seats at all times, maintain silence and give no verbal or visual reaction to the images being judged. In the event of a small number of images entered in a single category, that category may be combined with its equivalent in the color/B&W division, or with another category.

Projected images will be judged on Saturday, September 15th from 9:00 a.m. to 3:00 p.m. in the City Room (room A-111) at RSCC.

Print images will be judged on Saturday, September 29th from 9:00 a.m. until 3:00 p.m. in the City Room (room A-111) at RSCC.

Promotional Use of Images


By submitting images and prints to the Salon, the entrant agrees that the images and/or prints may be used by the CCOR for promotional use, including, but not limited to, press releases, the CCOR website and gallery pages, the CCOR monthly newsletter, and on CCOR Facebook. If an image/print is used by the CCOR for promotional use, the photographer will be acknowledged for their image.

Exhibiting the Projected Images and Prints

Subject to available space, print images will be on continuous display during the exhibition (Oct. 1 – Nov. 2, *during normal campus hours*) on the second floor of the Goff Building at Roane State, Oak Ridge campus. We will host a public reception on Friday October 5th from 7-9 p.m., during which one or more of the judges will discuss a selection of Salon images. Entrants, their families and guests and the public are cordially invited to the reception.

Sale of Prints


Viewers may indicate their interest in purchasing a print by sending an e-mail to salonx@oakridgecameraclub.org with the 1) title of the print and 2) name of photographer. The Salon Chair will contact the photographer via e-mail asking that he/she contact the interested purchaser. A print sold during the exhibition may not be removed from the exhibition until print pick-up day. All such transactions, prices, receipts and exchanges are private matters between the photographer and buyer and fall outside the purview of Club activities.



IDENTIFICATION FORM FOR COLOR PRINTS

Complete and affix this form to the top left back corner of each print. Deliver prints to the Goff Building, Second Floor, RSCC on September 22, 2018 from 10:00 – 2:00 p.m.


2018 CAMERA CLUB OF OAK RIDGE SALON IDENTIFICATION FORM	
COLOR PRINT DIVISION	
NAME:	
CONTACT PHONE NUMBER:	
TITLE: <i>(Maximum of 35 Characters including spaces)</i>	
CATEGORY (CHECK ONE)	<input type="checkbox"/> Abstracts, Textures & Patterns <input type="checkbox"/> Altered <input type="checkbox"/> Architecture & Structures <input type="checkbox"/> Botanical <input type="checkbox"/> Decay & Deterioration <input type="checkbox"/> Inanimate <input type="checkbox"/> Landscape <input type="checkbox"/> People <input type="checkbox"/> Wildlife
<p>NOTE: Limit of 2 entries per category with a total of 6 entries per Division. Photograph must be taken by entrant within the last 5 years</p> <p>Mount print on black or white 16" x 20" x 3/16" thick foam core board. NO MAT BOARDS</p>	



IDENTIFICATION FORM FOR COLOR PRINTS

Complete and affix this form to the top left back corner of each print. Deliver prints to the Goff Building, Second Floor, RSCC on September 22, 2018 from 10:00 – 2:00 p.m.


2018 CAMERA CLUB OF OAK RIDGE SALON IDENTIFICATION FORM	
COLOR PRINT DIVISION	
NAME:	
CONTACT PHONE NUMBER:	
TITLE: <i>(Maximum of 35 Characters including spaces)</i>	
CATEGORY (CHECK ONE)	<input type="checkbox"/> Abstracts, Textures & Patterns <input type="checkbox"/> Altered <input type="checkbox"/> Architecture & Structures <input type="checkbox"/> Botanical <input type="checkbox"/> Decay & Deterioration <input type="checkbox"/> Inanimate <input type="checkbox"/> Landscape <input type="checkbox"/> People <input type="checkbox"/> Wildlife
<p>NOTE: Limit of 2 entries per category with a total of 6 entries per Division. Photograph must be taken by entrant within the last 5 years</p> <p>Mount print on black or white 16" x 20" x 3/16" thick foam core board. NO MAT BOARDS</p>	



IDENTIFICATION FORM FOR B&W PRINTS

Complete and affix this form to the top left back corner of each print. Deliver prints to the Goff Building, Second Floor, RSCC on September 22, 2018 from 10:00 – 2:00 p.m.

2018 CAMERA CLUB OF OAK RIDGE SALON IDENTIFICATION FORM	
BLACK & WHITE PRINT DIVISION	
NAME:	
CONTACT PHONE NUMBER:	
TITLE: <i>(Maximum of 35 Characters including spaces)</i>	
CATEGORY (CHECK ONE)	<input type="checkbox"/> Abstracts, Textures & Patterns <input type="checkbox"/> Altered <input type="checkbox"/> Architecture & Structures <input type="checkbox"/> Botanical <input type="checkbox"/> Decay & Deterioration <input type="checkbox"/> Inanimate <input type="checkbox"/> Landscape <input type="checkbox"/> People <input type="checkbox"/> Wildlife
<p>NOTE: Limit of 2 entries per category with a total of 6 entries per Division. Photograph must be taken by entrant within the last 5 years</p> <p>Mount print on black or white 16" x 20" x 3/16" thick foam core board. NO MAT BOARDS</p>	



IDENTIFICATION FORM FOR B&W PRINTS

Complete and affix this form to the top left back corner of each print. Deliver prints to the Goff Building, Second Floor, RSCC on September 22, 2018 from 10:00 – 2:00 p.m.

2018 CAMERA CLUB OF OAK RIDGE SALON IDENTIFICATION FORM	
BLACK & WHITE PRINT DIVISION	
NAME:	
CONTACT PHONE NUMBER:	
TITLE: <i>(Maximum of 35 Characters including spaces)</i>	
CATEGORY (CHECK ONE)	<input type="checkbox"/> Abstracts, Textures & Patterns <input type="checkbox"/> Altered <input type="checkbox"/> Architecture & Structures <input type="checkbox"/> Botanical <input type="checkbox"/> Decay & Deterioration <input type="checkbox"/> Inanimate <input type="checkbox"/> Landscape <input type="checkbox"/> People <input type="checkbox"/> Wildlife
<p>NOTE: Limit of 2 entries per category with a total of 6 entries per Division. Photograph must be taken by entrant within the last 5 years</p> <p>Mount print on black or white 16" x 20" x 3/16" thick foam core board. NO MAT BOARDS</p>	